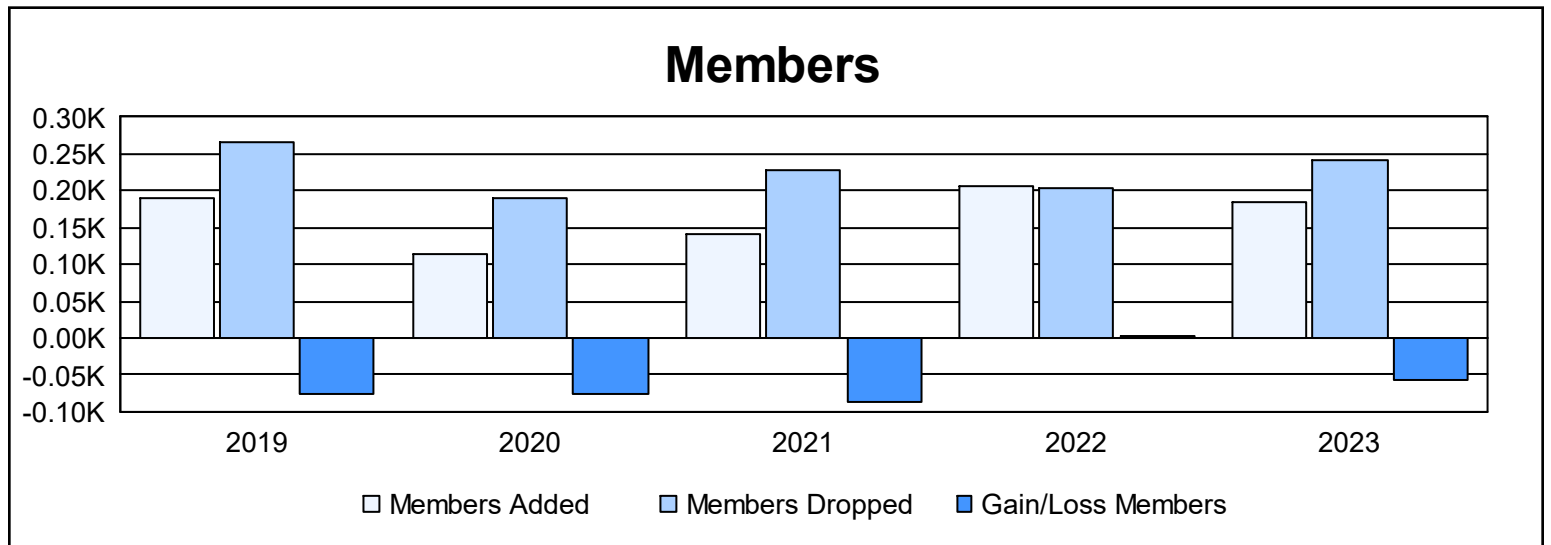
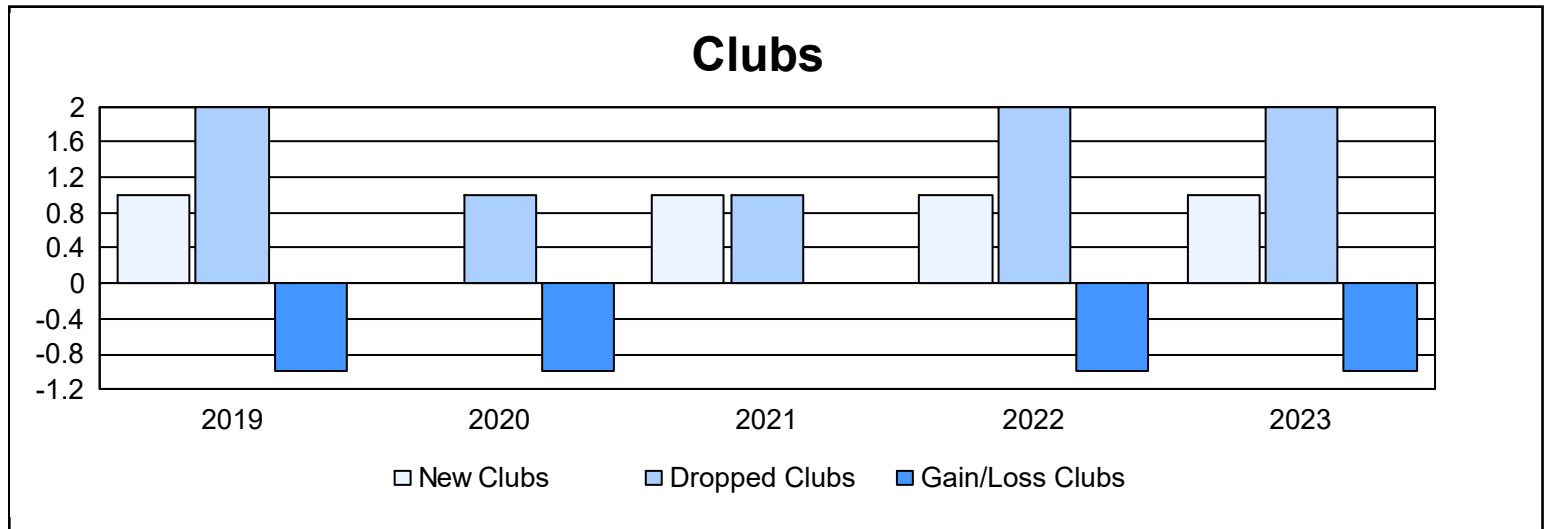
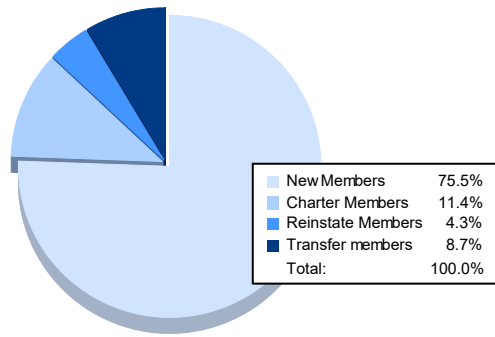


| Year | New Clubs | Dropped Clubs | Gain/Loss Clubs | New Members | Charter Members | Reinstate Members | Transfer Members | Total Member Added | Total Members Dropped | Gain/Loss Members |
|----------------|-----------|---------------|-----------------|-------------|-----------------|-------------------|------------------|--------------------|-----------------------|-------------------|
| 2018-2019 | 1 | 2 | -1 | 123 | 20 | 9 | 37 | 189 | 265 | -76 |
| 2019-2020 | 0 | 1 | -1 | 91 | 1 | 4 | 19 | 115 | 190 | -75 |
| 2020-2021 | 1 | 1 | 0 | 98 | 21 | 4 | 18 | 141 | 229 | -88 |
| 2021-2022 | 1 | 2 | -1 | 153 | 22 | 3 | 28 | 206 | 204 | 2 |
| 2022-2023 | 1 | 2 | -1 | 139 | 21 | 8 | 16 | 184 | 241 | -57 |
| Average | 1 | 2 | -1 | 121 | 17 | 6 | 24 | 167 | 226 | -59 |



Membership Composition June 2023 Cumulative



Gender Composition June 2023 Cumulative

